




**Prep<sup>™</sup>  
Medico**  
Nurturing Excellence



Scan to Register

# 12<sup>th</sup> FRCS (JCIE / JSCFE) General Surgery Section 2 Course



JCIE Jun 2026 and JSCFE Nov 2026 Section 2 exams

Suitable for Section 1 candidates as observers

Duration: 3 Months (07 March 2026 – 25 May 2026)

Model: Virtual



# What You Can Expect

Welcome to the 12<sup>th</sup> edition of our unique FRCS (JCIE/JSCFE) General Surgery Section 2 course. This isn't just another standard course; it's an exclusive, focused three-month mentorship program that stands out as the only one of its kind for candidates preparing for the Section 2 FRCS exams. After eleven successful editions, we've refined our approach to offer an even more comprehensive experience.

Our program covers all the essentials: in-depth knowledge areas, viva techniques, effective time management strategies, and real-life mock exams. We're committed to ensuring that our candidates are not just prepared, but exceptionally so, instilling confidence and ease in approaching the exam.

Praised for its depth, organisation, and the remarkable success rate of past attendees, our program is a testament to top-notch quality. As a further mark of excellence, this course is accredited by the Royal College of Surgeons of Edinburgh, ensuring that you're receiving a level of education recognised for its high standards.

Join us for a transformative journey towards achieving success in your Section 2 FRCS exams.

# Who Is It For

- Specifically designed for candidates preparing for the JCIE Jun 2026 and JSCFE Nov 2026 Section 2 exams
- Ideal for International FRCS General Surgery candidates targeting Section 2 exams
- Section 1 candidates are also welcome as observers, providing them an excellent opportunity to build foundational knowledge crucial for their exams



# Faculty Team



**Mr Manikandan Kathirvel**

MBBS, MS, MRCS,  
M.Ch (GI) - Gold medalist, MFSTEd,  
FRCS, CESR/CCT - HPB & LT  
Program Director - PrepMedico  
Consultant - HPB and Transplant Surgeon



**Mr Mina Girgis**

FRCS (Breast), FEBS (Breast)  
Associate Program Director, PrepMedico  
Breast Surgeon



**Professor Chetan Parmar**

MS, DNB, PGDHHM, PGDMLS,  
NDDY, FRCS, FIFSO  
Professor of Surgery - University College London  
Consultant Bariatric and General Surgeon



**Mr Ammar Al Midani**

FRCS  
Consultant Kidney Transplant surgeon



**Mr Manoj Thillai**

MBBS, MS, MRCS, M.Ch (GI), FRCS,  
CESR/CCT - HPB & LT  
Consultant Liver Transplant Surgeon



**Mr Natarajan Angamuthu**

MBBS, DNB, M.N.A.M.S, FRCS(Glasgow),  
MBA, FRCS, CESR/CCT  
Consultant Colorectal Surgeon



**Mr Guhan Venkatakrishnan**

MBBS, MS, MRCS, M.Ch(GI), FRCS  
Consultant - General, HPB and Liver  
Transplant Surgeon



**Mr Akshay Bavikatte**

MBBS, MS, MCh, FRCSEd,  
SLP fellow Harvard  
Consultant Colorectal Surgeon



**Mr Karim Elsayeh**

MBBCh, MSc, MRCS, FRCS  
Consultant Colorectal Surgeon



**Mr Murali Somasundaram**

BSc, MBBS, MRCS, DPhil, FRCS  
Consultant - General and HPB Surgeon



**Mr Saravanan Balakrishnan**

MBBS, DNB, MRCS, FRCS and  
PG Diploma in Medical Education  
Colorectal Surgeon



**Ms. Mahua Chakrabarti**

BSc(Med Sci) MBChB (Glasgow University)  
FRCS, PG Cert Med Ed  
Consultant General and Colorectal Surgeon,  
Honorary Clinical Lecturer Glasgow University



**Mr Sharib Khan**

MBBS, MRCS, PGCERT, FRCS  
Consultant Upper GI Surgeon



**Mr Mario Metry**

MBBCH, MRCS, FRCS  
Consultant Colorectal Surgeon



**Mr Ambareesh Samant**

MBBS, DNB, MNAMS, FRCSEd  
Colorectal Surgeon



**Mr Mohamed Salama**

MBBCH, MRCS, MSc, FRCS  
Consultant UGI and Bariatric Surgeon



**Mr Mohammed Elnaghi**

MSc ChM (General Surgery) FRCS  
Colorectal Surgeon



**Mr Rashid Murtaza**

MS, FRCS  
Colorectal Surgeon



**Mr Firas Ayoub**

MBBS, MRCS, MCh, MSc, FRCS  
Consultant Colorectal Surgeon



**Mr Mazin Hamed**

MBBS, AFHEA, MFSTEd, PhD, FRCS  
Consultant Colorectal Surgeon



**Mr Karim Jamal**

MBBS, BSc(Hons), FRCS(Eng), PGDip  
Consultant General and Endocrine Surgeon



**Ms Rachel B Taute**

BChD, MBChB, MFDS, MRCS, FRCS  
UGI Surgeon



**Mr Salman Rana**

FRCS  
Consultant Colorectal Surgeon



**Mr Benedict Phillips**

MBBS, MRCS, HSMDip, MChS, FRCS  
Consultant Transplant Surgeon



**Mr Mohamed Albagir**

MBBS, MRCS, HSMDip, MChS, FRCS  
UGI Surgeon



**Ms Pam Chaichanavichkij**

MBChB PhD FRCS  
Consultant General and Colorectal Surgeon



**Mr Alaa Abdelsalem**

FRCS  
Endocrine Surgeon



**Mr Gnananandan Janakan**

FRCS  
Consultant, Trauma and Colorectal Surgeon



**Mr Majd Alobied**

FRCS, PhD  
Senior clinical fellow - HPB Surgery



**Ms Nazia Ishaque**

MBBS, FCPS, FACS, FRCS, FEBS, MCh.  
Breast Surgeon

# Faculty Team



**Mr Manish Ahuja**  
MBBS, DNB, FACS, FRCS  
Senior Clinical fellow- HPB Surgery



**Mr Ioannis Tournas**  
FRCS  
Senior fellow - UGI and Bariatric Surgery



**Ms. Hafsa Younus**  
MBBS, MRCS, MSc, FRCS  
Post CCT Fellow UGI and Bariatric Surgeon



**Mr. Deepak Vijayan**  
MD, FRCS  
Post CCT Clinical fellow -  
Intestinal Failure and AWR



**Mr Mohit Bhatia**  
MBBS, MS (Gen Surg),  
MRCS (Glasg), FRCS (Eng)  
Colorectal Surgeon



**Mr Mostafa Mahran**  
MBChB, MSc, M.D, FRCS  
Consultant UGI and bariatric Surgeon



**Mr Muhammad Ihtesham**  
MBBS, FCPS, MRCS, FRCS  
Colorectal surgery fellow



**Mr Mahmoud Motawea**  
MSc General Surgery, FRCS  
Senior clinical fellow - Colorectal surgery



**Mr Gaurav Maheshwari**  
MBBS, MS, DNB(SGE, Gold Medalist),  
MRCS, FRCS  
UGI Surgeon



**Mr Michael White**  
BSc(Hons), BM, DPhil, FRCS  
ST8 in Oesophagogastric surgery



**Mr Adarsh Shah**  
MBBS, BSc, MEd, PhD, FRCS  
ST8 General and Colorectal Surgery



**Mr Hussain Abbas**  
FRCS  
Post CCT Fellow - HPB Surgery



**Ms Lisa A. Sheehan**  
MBBS, BSc (Hons), FRCS  
Consultant Oncoplastic Breast Surgeon



**Ms Natalie G Johnson**  
BMedSci, MB.BS, FRCS (Eng), FEBS, PhD  
Breast and Oncoplastic - Post CCT fellow



**Mr Yugal Limbu**  
FRCS  
Senior Clinical Fellow -  
HPB and Liver Transplant surgery

# Why Should You Choose A PrepMedico Course ?

At PrepMedico, we pride ourselves on our accomplished faculty team, which has cultivated a standard of excellence across various specialties in recent years. Their profound expertise, unwavering commitment, and exceptional mentoring abilities are noteworthy. Our team's track record of consistently high success rates in prior courses speaks to our educational quality. Furthermore, the course has received official recognition from the Royal College of Surgeons of Edinburgh, enabling participants to accrue CPD points proportionate to their participation hours.

Our course framework and curriculum are meticulously designed, ranking among the most thorough and thoughtfully structured offerings for FRCS exam candidates. Our approach is straightforward yet flexible, specifically adapted to empower each candidate to navigate their exams with confidence and ease.

The PrepMedico FRCS program is distinguished by its adaptable, learner-centric methodology. We address the unique needs of each candidate through ongoing support, bespoke additional teaching sessions as required, and individualised feedback and mentorship. This is complemented by our live chat group, which is operational throughout the course duration for doubt resolution.

Our state-of-the-art Learning Management System (LMS) offers a seamless web and mobile app-based interface, featuring a comprehensive virtual library with key resources and video recordings of all lectures. This ensures that candidates have unfettered access to essential study materials and session replays for the entire duration of the course, facilitating convenient revision.

PrepMedico's FRCS course is unparalleled in its breadth, offering in excess of 10 hours of instruction and viva practice in each specialty, all available for review anytime, anywhere.

In addition, our course features bespoke one-to-one mock viva sessions meticulously designed to mirror the actual exam format and evaluation criteria, complete with detailed feedback.





# The Benefits

- Faculty for each speciality
- Weekly schedules with convenient weekend sessions
- Small groups: Maximum of 10 candidates per session
- Live online sessions and access to session recordings via our LMS and PrepMedico App
- Extensive specialty-based online library through our LMS
- Viva session-based teaching methodology
- Rapid review lectures for comprehensive topic revision
- In-depth viva practice in general and subspecialty surgery, critical care, and academics with detailed feedback
- Personalised performance monitoring and one-on-one feedback
- Additional 1-1 sessions as per candidate and mentor availability, if needed
- Private study groups with faculty for the entire 3-month period
- Mock exams mirroring actual exam schedules and marking
- CPD points awarded based on hours of participation
- 24/7 IT support

# The Schedule (Speciality Based Weekend Viva Sessions)

Week	Day	Session Name	Timings 1000-1300 (BST/GMT)	Timings 1800-2130 (BST/GMT)	CPD /session
1	Sat	Introduction & Orientation	All Participants		-
1	Sat & Sun	General Surgery Viva		All Participants	3
2	Sat & Sun	Breast Surgery Viva	Breast Trainees	Non Breast -Trainees	3
3	Sat & Sun	Critical Care & Trauma and Emergency Surgery		All Participants	3
4	Sat & Sun	Transplant & Vascular Surgery Viva	Transplant Trainees	All Participants	4
5	Sat & Sun	Colorectal Surgery Viva		All Participants	4
6	Sat & Sun	Academic Paper and Statistics		All Participants	3
7	Sat & Sun	HPB Surgery Viva	HPB Trainees	Non HPB-Trainees	3
8	Sat & Sun	UGI Surgery Viva	UGI Trainees	Non UGI-Trainees	3
9	Sat	Endocrine Surgery Viva	Endocrine Trainees	All Participants	4

**Platform: Google Meet or similar**

## Note:

CPD points will be awarded equal to the number of hours covered in each session.

The schedule is subject to changes based on the availability of the faculty and other logistics.

Active full attendance and completion of the individual session feedback are mandatory to issue the CPD points.

The final schedule of the course will be shared as a live Google document one month prior to the commencement of the course.

# Rapid Review Lecture Schedule

(The schedule takes place midweek)

Week	Topic	Time (BST/GMT)	CPD
2	Breast Lecture - I	1800	3
2	Breast Lecture - II	1800	3
3	Critical care and Emergency Surgery	1800	3
3	Trauma Surgery	1800	3
4	Transplant Surgery	1800	3
4	Vascular Surgery	1800	3
5	Colorectal Surgery - Pelvic Floor	1800	3
5	Colorectal cancer	1800	3
5	Benign Colorectal Surgery	1800	3
5	Colorectal Surgery - IBD	1800	3
6	Statistical concepts for FRCS exams	1800	3
6	Academic paper Interpretation - Demo	1800	3
7	HPB Surgery - I (Basic science & Benign Biliary Disorders)	1800	3
7	HPB Surgery - II (Liver & Pancreas)	1800	3
7	HPB Surgery - III (Pancreas & Miscellaneous)	1800	3
8	Oesophago Gastric Surgery - I (Bariatric Surgery)	1800	3
8	Oesophago gastric Surgery - II (Benign UGI )	1800	3
8	Oesophago gastric Surgery - I (UGI Cancers)	1800	3
9	Radiology for FRCS - I (Basics, critical care, trauma, UGI)	1800	3
9	Radiology for FRCS - II (HPB, Colorectal, Endocrine & Vascular Surgery)	1800	3
10	Endocrine Surgery	1800	3

## Note:

The schedule is subject to changes based on the availability of the faculty and other logistics.

Active full attendance and completion of the individual session feedback are mandatory to issue the CPD points.

The final schedule of the course will be shared as a live Google document one month prior to the commencement of the course.

## Mock Viva Sessions (Full-day)

Week	Day	Session Name	Time (BST/GMT)
10	Sun	Mock Viva	Full-Day Mock (09:00–21:00)
11	Sat	Mock Viva	Full-Day Mock (09:00–21:00)
11	Sun	Mock Viva	Full-Day Mock (09:00–21:00)
12	Sat	Mock Viva	Full-Day Mock (09:00–21:00)
12	Sun	Mock Viva	Full-Day Mock (09:00–21:00)

# 1-1 Mock Viva Schedule For Each Candidate

(Mock viva replicating the real exams with markings and feedback)

Topics	Duration
General Surgery (1 Long case + 2 short cases)	40 mins
Trauma and Critical Care (6 Short cases)	30 mins
Academic Paper and Basic Science	30 mins
Specialised Surgery (1 long case and 2 short cases)	40 mins

**Course duration:** March 7, 2026 – May 25, 2026

**Early Bird Registration:** 15 Dec – 25 Jan 2026

(Extended In view of delayed Nov Section 1 results)

# Standard Course Registration

Course	Participant	Observer
<b>12<sup>th</sup> FRCS course (without lectures)</b> What's Included <ul style="list-style-type: none"> <li>Weekend viva sessions</li> <li>Digital access via PreMedico app (includes viva recordings and reference library)</li> </ul>	£1,250	£850
<b>12<sup>th</sup> FRCS course (with lectures)</b> What's Included <ul style="list-style-type: none"> <li>Weekend viva sessions</li> <li>18 Rapid Review Lectures</li> <li>Digital access via PreMedico app (includes viva and lecture recordings, and reference library)</li> </ul>	£1,650	£1,250
<b>Lecture Alone Registration</b> What's Included <ul style="list-style-type: none"> <li>Active participation in ~20 live lectures</li> <li>Access to recordings of these lectures + SBA q bank for three months</li> <li>Each lecture runs for 3-4 hours</li> <li>Sessions are delivered over a period of three months</li> </ul>	£850	

## Note:

- All the quoted prices in the table include payment gateway charges and appropriate taxes.
- Registration applies exclusively to the current course and cannot be transferred to a future course.
- Contact us to inquire about the 2-part payment option.

## ASiT Member Benefits

Active ASiT members receive priority early-bird registration for all PrepMedico courses, along with a 10% discount on course fees. The same 10% discount applies to all digital library modules. (ASiT membership will be verified.)

## Observer Vs Participant

Course	Participant	Observer
Active viva participation	<input checked="" type="checkbox"/>	<input type="checkbox"/>
Telegram academic study group access	<input checked="" type="checkbox"/>	<input type="checkbox"/>
Access to digital library and session recordings	<input checked="" type="checkbox"/>	<input checked="" type="checkbox"/>
Mock exams	<input checked="" type="checkbox"/>	<input type="checkbox"/>
Observing live sessions	<input checked="" type="checkbox"/>	<input checked="" type="checkbox"/>

**Total spots:**  
40 participants  
and 30 observers



# Don't need a full course bundle? Here's what you can register for

<b>Registration for individual lectures</b> (No access to the recordings)	£75 per lecture
<b>Registration for a weekend session (Saturday and Sunday) Participant</b> (No access to the recordings)	£200
<b>Registration for a weekend session (Saturday and Sunday) Observer</b> (No access to the recordings)	£120
<b>Registration for full mock exam alone</b>	£200
<b>Registration for e-library subscription (for 3 months)</b> (Digital library + Viva recordings)	£499
<b>Registration for e-library subscription (for 3 months)</b> (Digital library + Viva recordings + Lecture recordings)	£799
<b>Registration for e-library subscription (for 3 months)</b> (Lecture recordings)	£499

# An Inside Look at Your Learning Journey with PrepMedico

This course isn't just a series of weekend sessions — it's a carefully curated academic journey that demands structured commitment and delivers unmatched depth. Across each module, we ensure time is meaningfully invested where it matters most.

The breakdown below is based on actual teaching hours from our 11th FRCS (JCIE/JSCFE) General Surgery Section 2 course, and offers a clear picture of the time spent across each specialty. It highlights the comprehensive nature of the programme and the consistent value delivered in every session - giving you a realistic sense of what to expect from the upcoming edition.

Total cumulative hours spent on viva and teaching in the 11<sup>th</sup> FRCS (JCIE/JSCFE) Section 2 course from 1 Nov 2025 – 18 Jan 2026

Topics	Duration(Hrs)
General Surgery	31:26
Breast Surgery	37:05
Critical Care and Emergency	29:42
Colorectal Surgery	51:31
UGI Surgery	49:41
Transplant Surgery	19:42
Vascular Surgery	13:31
HPB Surgery	36:39
Endocrine Surgery	07:08
Academic	21:23
5 mins Viva	24:21
Mock Viva	88:40
Rapid Review Lectures	74:09

# What They Say

Feedback from candidates of 10<sup>th</sup> FRCS Section  
(JCIE/JSCFE) Section 2 exam courses.

## Muhammad Ihtesham

*Participant of 10<sup>th</sup> FRCS Section 2 exam*

“Highly useful course in terms of breadth of knowledge, curriculum, viva techniques, identifying strengths and weaknesses and how to overcome weaknesses and most importantly viva based practices of difficult scenarios. I would definitely recommend attending this course to someone appearing in FRCS part 2.”

## Mahmood Wani

*Participant of 10<sup>th</sup> FRCS Section 2 exam*

“I think this course is a must especially for international candidates.”

## Osamah Karamallah

*Participant of 10<sup>th</sup> FRCS Section 2 exam*

“The course was very organised, informative, and full of knowledge. I will recommend the course to all of my colleagues who will prepare for the exam in the future. No words can explain my appreciation. Thank you so much.”

## Gaurav Maheshwari

*Participant of 10<sup>th</sup> FRCS Section 2 exam*

“Amazing course not only for exams but a holistic development as a surgeon. Really appreciate the efforts of whole team”

## Abdul Basir khaskheli

*Participant of 10<sup>th</sup> FRCS Section 2 exam*

“Overall, it was a great experience to attend this course. It helped us to understand the exam and gain enough knowledge to appear in the FRCS. In addition, it gave us the confidence to speak in front of many viewers. Thanks to the whole faculty, Mr. Mani, and the people who worked in the background.”

More testimonials on YouTube  [linke.to/8bNOfd](https://linke.to/8bNOfd)

# What They Say

Feedback from candidates of 9<sup>th</sup> FRCS Section  
(JCIE/JSCFE) Section 2 exam courses.

## Maki Jitsumura

*Participant of 9<sup>th</sup> FRCS Section 2 exam*

“Fantastic concise lectures covering topics which would be likely to come up in the viva. What I really liked about his lecture was he put common questions to be asked at viva and went over the topics and controversy around the topic.

He didn't repeat himself multiple times and get to the points. Very great, good volume of lecture. I really enjoyed it and learnt a lot. Thank you!”

## Piyasiri Herath

*Participant of 9<sup>th</sup> FRCS Section 2 exam*

“Excellent lecture which is interactive and resolved my most questions. Thank you very much.”

## Marina Verebcean

*Participant of 9<sup>th</sup> FRCS Section 2 exam*

“Thank you, it helped to structure my thoughts on upper GI pathology topics and helped to identify areas I need to revise”

## Shuker Yahia

*Participant of 9<sup>th</sup> FRCS Section 2 exam*

"I sincerely appreciate your impressive explanation of such a difficult subject. Your ability to break down complex concepts into understandable insights made the lecture highly engaging and informative. Thank you for your clarity and expertise!"

## Mahmoud gebril

*Participant of 9<sup>th</sup> FRCS Section 2 exam*



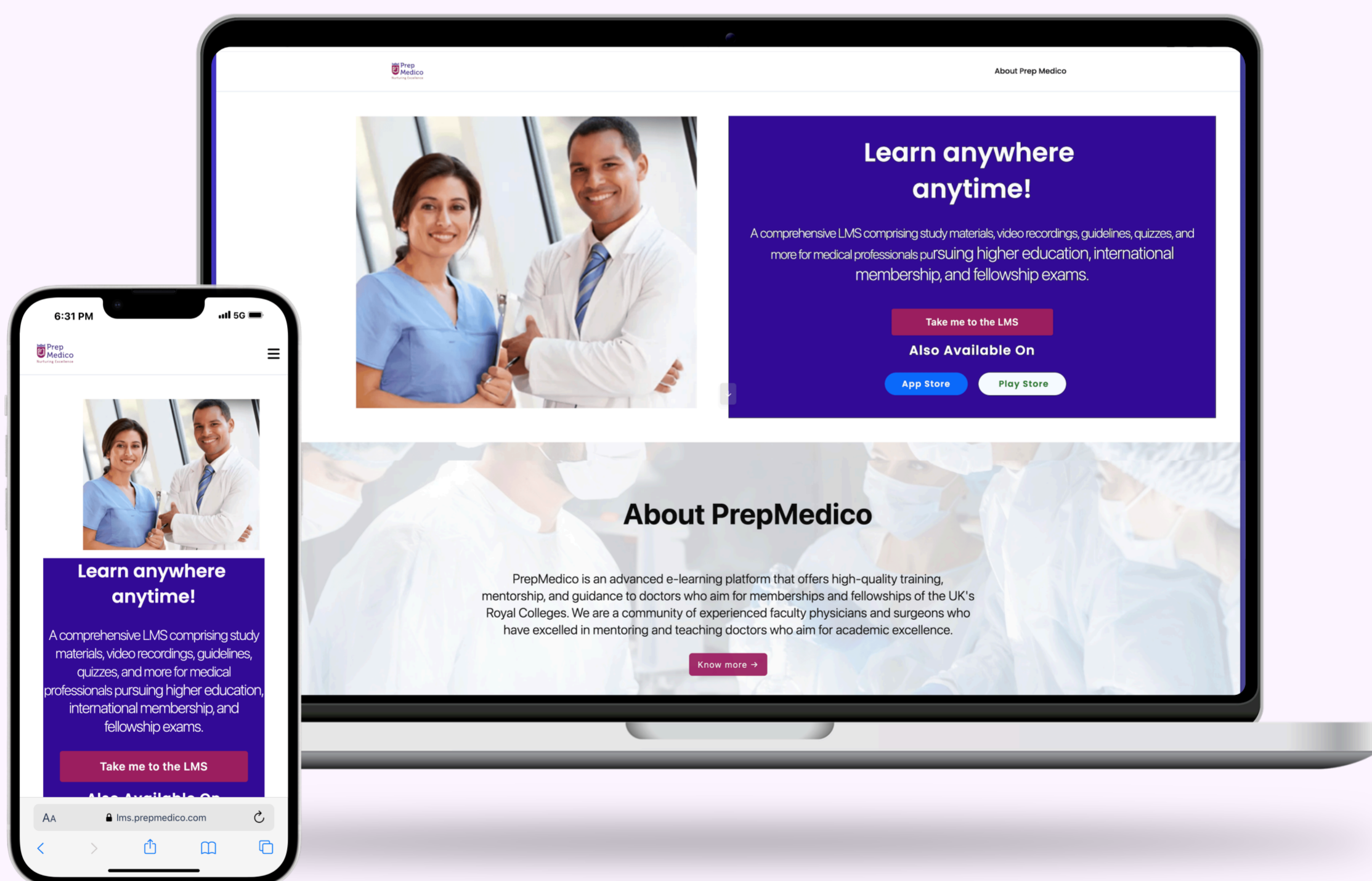
“Summary of the 1st lecture was amazing. Time management is ideal, I enjoyed this lecture even with hardness of the content”

More testimonials on YouTube  [linke.to/8bNOfd](https://www.youtube.com/watch?v=8bNOfd)

# Introducing our exclusive LMS for FRCS exam preparation

Our LMS offers a flexible, immersive educational experience, enabling candidates to access resources anytime, anywhere, and learn at their own pace.

Get access to 250+ hrs of course recordings, video lectures, quizzes, study materials, and more.



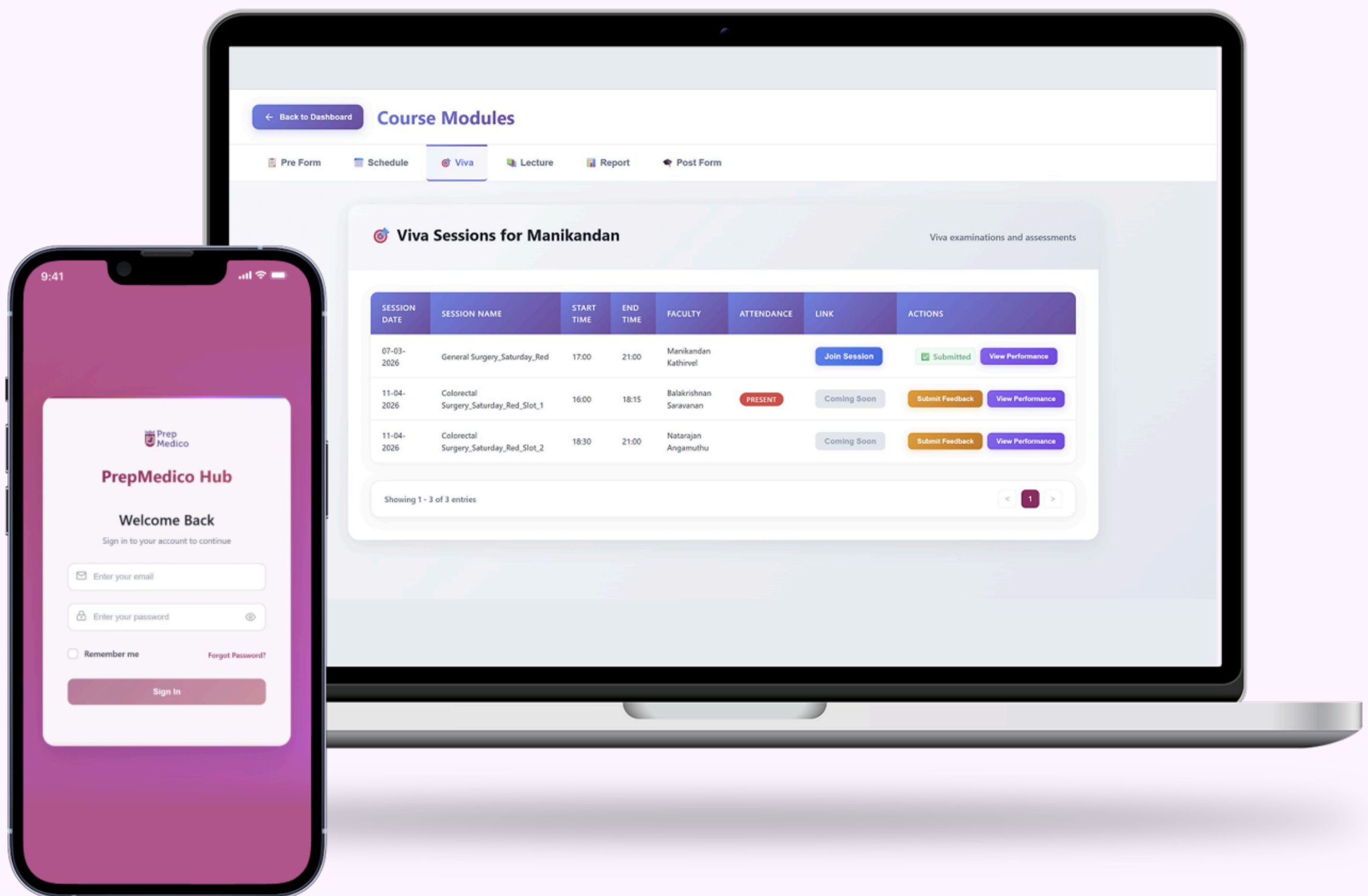


# General Instructions

- The camera should be 'on' in most instances during teaching sessions to keep the session engaging and lively
- Candidates should use their registered names as their profile names when joining the meeting
- CPD points will be provided based on your attendance and active participation in the weekly sessions
- CPD points will be awarded only after receiving completed feedback forms after each session
- Revise critical points in history, staging/classification, and management as appropriate before the weekend session
- Be proactive and conscious of your allocated time, so that everyone gets a fair chance
- Our LMS academic contents and video recordings are copyright protected and under constant surveillance. Any attempt of screenshot and screen recordings will be identified and the access will be revoked without prior intimation

# Prepmedico Hub

All-in-one platform for lectures, progress tracking, feedback, and course resources






Scan to Register



Nurturing Excellence

[support@prepmedico.com](mailto:support@prepmedico.com) | [www.prepmedico.com](http://www.prepmedico.com) |

 +44 7927 802018